

4000 Series Cabinets and Accessories

4065, 4082, 4084,
4086 Cabinets



The 4065, 4082, 4084 and 4086 Cabinets are for the MS²™ 4010 and 4011 Quick-Connect Cabinets are for 300-pair (4065), 900-pair (4082), 1800-pair (4084) or 2700-pair (4086) applications. The cabinets contain an impact insertion tool, pair test plug, spool spindle bracket, mounting

frames, binding post log and jumpering instruction label. Quick-connect modules and mount sets are not included. 4082, 4084 and 4086 Cabinets include 4056 S Stakes and 4058 Angle Iron Set for split slab mounting. All cabinets include frames.

RUS Listed



127

4000 Series Cabinets



Product Number	4065	4082	4084	4086
Max pair capacity	300	900	1800	2700
Frames-Pair Count				
300	4010E/4011E*(12)			
900		4010E*(36) 4011E*(36)		
1800			4010E*(72) 4011E*(72)	
2700				4010E*(101) 4011E*(101)

*Number of modules needed for full capacity.

NOTE: Need to order 4060 Mount Sets as appropriate (same number as modules).

Ordering Information for 4000 Series Cabinets and Accessories

Product Number	Packaging kg(lbs.)/cs.	Minimum Order	UPC
4000 Series Cabinets - Empty			
4065 300-pair	1/box, 20.6 (45.5)	1 each [251342]	054007-30264
4082 900-pair	1/cs., 38.6 (85)	1 each [251209]	054007-30392
4084 1800-pair	1/cs., 87.5 (193)	1 each [251241]	054007-30385
4086 2700-pair	1/cs., 19.5 (88.5)	1 each [251242]	054007-30386

4000 and 4300 Series Cabinet Components and Accessories



1. 128



2. 129



3. 130



4. 131



5. 132



6. 133



7. 134



8. 135



9. 136


#	Product Description	Pkg. kg (lbs.)/cs.	Min. Order	UPC
1. 4010E Feeder Module				
	Terminates 0.65-0.32 mm (22-28 AWG) solid copper conductors with max. insulation O.D. 1.42 mm (0.056"), green cover.	120/cs., 12/inner, 6.6 (14.5)	120 each [527265]	054007- 30929
2. 4010E/300 Quick-Connect Feeder Termination Kit				
	Provides components for terminating 300 cable pairs, feeder count.	1/cs., 1.2 (2.6)	1 kit	054007- 30932
4011E Distribution Module (not pictured)				
	Terminates 0.65-0.32 mm (22-28 AWG) solid copper conductors with max. insulation O.D. 1.42 mm (0.056"), blue cover.	120/cs., 12/box, 6.4 (14.1)	120 each [527266]	054007- 30930
4011E/300 Quick-Connect Distribution Termination Kit (not pictured)				
	Provides components for terminating 300 cable pairs, distribution count.	1/cs., 1.2 (2.6)	1 kit	054007- 30933
3. 4014 Priority Cap				
	Used on Quick-Connect Modules to protect circuits from accidental interruption (red).	120/cs., 0.7 (.17)	120 each [520870]	054007- 17174
4. 4055A Impact Tool Assembly				
	This assembly consists of one MS ² ™ 4055 Impact Insertion Tool with cord and cord holder with nut, bolt, and washer. The assembly may be used for cabinet repair or in conjunction with building terminal applications using Terminal Frames.	1/cs., 0.2 (0.5)	1 each [578886]	054007- 32186
5. 4055 Quick-Connect Impact Insertion Tool				
	The MS ² 4055 Quick-Connect Impact Insertion Tool (gold in color) is the only tool approved for use in connecting jumper wire to MS ² Quick-Connect modules.	1/bag, 10/cs., 1.0 (2.2)	10 each [578888]	054007- 30382
6. 4055HT Half-Tap Impact Insertion Tool				
	The MS ² 4055 HT Half-Tap Impact Insertion Tool (orange) is designed for use in applications where counts are half-tapped to provide continuous service while counts are being changed.	1/bag, 10/cs., 1.1 (2.4)	10 each [578891]	054007- 30393
7. 4032 Heavy Duty Latch Kit				
	A latch kit designed for replacing damaged or updating existing latches. The unique design of the latch allows for one hand operation. This latch is completely rustproof; features include pop open, hidden keeper and may be used with padlock. Fits 4000 and 4300 series cabinets.	1/bag, 10/cs., 4.8 (10.6)	10 kits [524114]	054007- 30377
8. 4060 Mount Set				
	The MS ² 4060 Mount Set has a left and a right connector mount which is required to install the 4010 family of modules onto frames in all quick-connect cabinets and terminals.	12 sets/bag, 120 sets/cs., 3.4 (7.5)	120 sets [524872]	054007- 30227
9. 4061 Cable Separator for Quick-Connect Cabinets				
	Designed to isolate internal cable pairs, the cable separator – constructed of plastic – snaps into slots on the inside of the frame, between modules.	12/box, 120/cs., 1.13 (2.3)	120 each [524869]	054007- 30273

4000 and 4300 Series Cabinet Components and Accessories


#	Product Description	Pkg. kg (lbs.)/cs.	Min. Order	UPC
10. 4047A Pair Test Plug Assembly				
	The 4047A is the complete MS ² Pair Test Plug Assembly; includes bolts, talk block and dish for mounting in quick-connect cabinets.	1/cs., 0.3 (0.6)	1 each [576723]	054007- 32185
11. 4056 Mounting Ring Kit				
	The MS ² 4056 Mounting Ring Kit contains a metal frame for mounting the MS ² 4084, 4086, 4384, and 4386 Cabinets when a concrete slab is used. The frame comes with two 4056L Support Legs that attach to concrete inserts which imbed in the concrete.	1/cs., 8.6 (19)	1 kit [524145]	054007- 30378
12. 4056L Support Legs Set				
	The MS ² 4056L Support Legs Set is designed to provide an optional means of surface slab mounting all 4000 and 4300 Series Cabinets. The 4056L set allows structurally anchoring the cabinets to a concrete slab when a mounting ring is not used.	1 set/cs., 2 (4.5)	1 set [524135]	054007- 30476
13. 4044 Cross-Connect Splice Head Frame Adapter				
	Used to support the 4040 Splice Head when splicing quick connect mounts.	1/cs., 0.22 (0.5)	1 each	054007- 27826
14. 4056S Stake Mount Kit				
	The 4056S is designed to be used with 4082, 4084, 4086, 4382, 4384 and 4386 Cabinets. Each stake is 106.7 cm (42") long, 6.35 cm (2-1/2") wide. Included with 4084, 4086, 4384 and 4386.	2 stakes/kit, 4 (8.9)	1 kit [524108]	054007- 30379
15. 4058 Angle Iron Set				
	The MS ² 4058 Angle Iron Set is recommended for split slab mount installations. For use with the 4084, 4086, 4384 and 4386 Cabinets. Included with 4084, 4086, 4384 and 4386 Cabinets.	1/cs., 2.5 (5.5)	1 set [524871]	054007- 27829
16. 4059R Removable Spool Spindle Bracket				
	The MS ² 4059R Removable Spool Spindle Bracket is used with the 4084, 4086, 4384 and 4386 Cabinets where two spools are desired.	1/cs., 0.68 (1.5)	1 each [520707]	054007- 30259
17. 4063 48" Stake				
	1.2 m (48") stake is used to support the 4065 and 4365 Cabinets when ground mounting.	1/cs., 2.8 (6.25)	1 each [526719]	054007- 30270
18. 4068 Wire Spool				
	The MS ² 4068 Wire Spool contains 245 m (800') of a pair of 0.5 mm (24 AWG) orange/white tinned copper wire recommended for use in jumpering Quick-Connect Modules.	1/cs., 1.5 (3.4)	1 each [526649]	054007- 30278
19. 4069 Wire Spool				
	This wire spool contains 76 m (250') of a pair of 0.5 mm (24 AWG) orange/white tinned copper wire recommended for use in jumpering Quick-Connect Modules.	1/cs., 0.5 (1.1)	1 each	054007- 30262




10. 137



11. 138




12. 139




13. 140



14. 141



15. 142



16. 143



17. 144




18. 145



19. 146

4000 and 4300 Series Cabinet Components and Accessories 📞



20. 147



21. 148



22. 149

#	Product Description	Pkg. kg (lbs.)/cs.	Min. Order	UPC
20.	4079C Quick-Connect Tagging Labels Permits easy and accurate recording of pair count assignments.	120/bag, 1200/cs., 1.18 (2.6)	10 bags	054007-30446
21.	4268 Wire Spool (Violet/White) 245 m (800') 0.6 mm (22 AWG)	1/cs., 2.01 (4.45)	1 each	054007-33298
22.	4269 Wire Spool (Violet/White) 76 m (250'), 0.6 mm (22 AWG)	1/cs., 0.68 (1.5)	1 each	054007-33299
21.	4368 Wire Spool (Red/White) 240 m (800') 0.65 mm (22 AWG)	1/cs., 2.04 (4.5)	1 each	054007-30618
22.	4369 Wire Spool (Red/White) 76 m (250'), 0.6 mm (22 AWG)	1/cs., 0.68 (1.5)	1 each	054007-31005